

**INSTRUCTIONS TO CANDIDATES:****Read these instructions carefully.**

1. ■ Write your name, Registration number and the Examination Centre in the space provided on the cover page of this answer book.
  - Make sure that you sign in the space provided on the cover page.
  - Entering your name or registration number anywhere else (other than in the space provided on the cover page) is strictly forbidden.
  - No distinctive mark of any sort is to be put anywhere in the answer book.
  - Violation of these instructions or adoption of malpractices in the examination hall will lead to disqualification.
2. Write your answers **ONLY IN ENGLISH**.
3. Write or draw your answers only in the space provided for each question.  
In some questions, space for rough work has been provided below the question.  
This should be used for **ROUGH WORK ONLY**.  
The final answer should be provided **ONLY** in the space marked as "**SPACE FOR FINAL ANSWER**".
4. Extra pages are provided at the end of this book for **ROUGH** work.  
**DO NOT DETACH** any of these pages.
5. **DO NOT REMOVE ANY SHEET** from this answer book.
6. Before leaving the examination hall, submit this question-cum-answer paper to the invigilator.

**DRAWING AND VISUALISATION**

Question 1 ..... (15 Marks)

Make a pencil sketch of a plate with a fork and pieces of onions and tomatoes.

Do not use any instrument like ruler. **DO NOT USE COLOURS.**

➔ *Your drawing will be evaluated on the basis of composition, ability to achieve a realistic three-dimensional effect and sense of proportion.*

**SPACE FOR ROUGH WORK**

**2009**

Page 4 of 24

Qn 1. SPACE FOR ROUGH WORK

**2009**

Page 5 of 24

Qn 1. SPACE FOR FINAL ANSWER

OBSERVATION

Question 2..... (10 Marks)

Identify and draw outlines of animals you see in the image given below.  
You can experiment with completing the broken lines.

➔ You will be evaluated by your ability to analyse negative and positive spaces and observe hidden forms.



CREATIVITY

Question 3 ..... (10 Marks)

Two different styles of writing the letter अ are shown below.

Create **FIVE** different styles of अ in the space provided in the next page.

➔ You will be evaluated by the newness in your designs.



SPACE FOR ROUGH WORK

**2009**

Page 8 of 24

Qn.3. SPACE FOR FINAL ANSWER

DESIGN EXERCISE

Question 4 ..... (5 Marks)

An easy to remember password is often easy to guess by others.  
You are required to design passwords which are easy to remember but difficult to guess by others.  
State **FIVE** different approaches for designing passwords. Support each approach with two examples.

➔ You will be evaluated by variety of strategies to make a password easy to remember, but difficult to guess.

- 1. ....  
.....
- 2. ....  
.....
- 3. ....  
.....
- 4. ....  
.....
- 5. ....  
.....



**AWARENESS**

Question 5 ..... (5 Marks)

■ Which state of India is associated with Kangra paintings?

.....

■ What is aloe vera?

.....

■ Which event did Abhinav Singh Bindra win a gold medal in 2008 Olympics?

.....

■ Which key comes after the keys A, S, D and F on the standard computer keyboard?

.....

■ Which is the fourth colour in the rainbow?

.....

**AWARENESS**

Question 6..... (5 Marks)

What are the following personalities famous for?

Choose the most appropriate word from the list given at the bottom of this page.

Laurie Baker

Mohammad Hamid Ansari

Ram Mohan

Amir Khan

Bhupen Khakkar

Dayanita Singh

Jeff Bezos

Michael Phelps

Sunita Narain

Amitav Ghosh

**LIST OF OPTIONS:**

Environmentalism	Literature	Medicine
Vocal music	Architecture	Football
Photography	Vice President of India	Chess
Golf	Painting	Science
Amazon.com	Poet	Sculpture
Swimming	Tennis	Cricket
Animation	Law	Astronomy


**VISUAL INSTRUCTIONS**

Question 7 ..... (15 Marks)

Describe with visuals, a step-by-step procedure showing how a rectangular piece of paper can be folded to make **ANY ONE** of the objects shown below:


**DO NOT USE MORE THAN 9 VISUALS.**

➔ You will be evaluated by your ability to visually articulate sequential instructions to communicate clearly.



PAPER BOAT

**OR**












PAPER PLANE

SPACE FOR ROUGH WORK

---

Question 7  
SPACE FOR FINAL ANSWER



**2009**

Page 14 of 24

**CREATIVITY**

Question 8 ..... (5 Marks)

Describe ten ways to quickly dry your socks.

➔ *You will be evaluated by the creativity and effectiveness of your ideas*

MATERIALS AND PROCESSES

Question 9 ..... (Marks 10)


Mention the materials and manufacturing processes for the products shown below.

➔ You will be evaluated for your awareness of materials and manufacturing processes.



Material : **Glass** .....

Manufacturing Process: **Press moulding** .....




Material : .....

Manufacturing Process: .....




Material : .....

Manufacturing Process: .....




Material : .....

Manufacturing Process: .....



Material : .....

Manufacturing Process: .....



Material : .....

Manufacturing Process: .....



## DESIGN PROBLEM

Question 10

(ANSWER **ANY ONE** OF THE FOLLOWING - A **or** B **or** C)

..... (20 Marks)

**A:**

Akbar was an emperor. Mother Teresa was a spiritual social worker. Create a comic strip of **MINIMUM 5 FRAMES** visualising a conversation between Akbar and Mother Teresa while they are walking in a park.

➔ You will be evaluated on how interestingly the conversation is represented and how it unfolds.

**OR****B:**

Depict the following instructions/ warnings through simple drawings, to be used as Signage. **Do not use words** in your final design solution.

1. Remove your footwear here
2. Do not spit
3. Talk softly
4. Vegetarian food
5. Non vegetarian food

➔ You will be evaluated by your ability to communicate an idea clearly through simplified visuals.

**OR****C:**

Design a multi-purpose walking stick for the elderly.

State your perception of the problem and the opportunities that your solution provides. Present your concept through sketches, showing the overall form, different functions and its construction details.

➔ You will be evaluated on the basis of your understanding of user needs and how you meet them in the final design.



**2009**

Page 18 of 24

Question 10  
SPACE FOR ROUGH WORK

**2009**

Page 19 of 24

Question 10  
SPACE FOR ROUGH WORK

**2009**

Page 20 of 24

Question 10  
SPACE FOR FINAL ANSWER

**2009**

Page **21** of 24

Question 10  
SPACE FOR FINAL ANSWER

**2009**

Page 22 of 24

Question 10  
SPACE FOR FINAL ANSWER

**2009**

Page 23 of 24

Question 10

SPACE FOR FINAL ANSWER

SPACE FOR ROUGH WORK