



**DELHI PUBLIC SCHOOL, GWALIOR**  
**MODEL TEST PAPER**  
**CLASS – I**  
**SUBJECT: COMPUTER**

Name..... Sec..... Roll no..... Date.....

**I. Tick (✓) the correct option.**

1. Space bar key

(a)   (b)   (c) 

2. \_\_\_\_\_ is the brain of the computer.

(a) Mouse  (b) CPU  (c) Monitor

3. Pencil tool

(a)   (b)   (c) 

4. A computer \_\_\_\_\_ very fast.

(a) works  (b) runs  (c) eats

**II. Fill in the blanks.**

[26, computer, electricity, drawing]

1. You can draw on a \_\_\_\_\_ board.
2. Computer needs \_\_\_\_\_ to work.
3. A mouse is a part of a \_\_\_\_\_.
4. There are \_\_\_\_\_ alphabet keys on a keyboard.

**III. Write 'True' or 'False'.**

- 1. Machines are man made things. \_\_\_\_\_
- 2. The arrow on the monitor is called the mouse pointer. \_\_\_\_\_
- 3. Computer is an audio-visual device. \_\_\_\_\_
- 4. You can make drawings using MS-Paint. \_\_\_\_\_

**IV. Match the following.**


**A**

- 1. Enter Key

**B**



- 2. Mouse Pad



- 3. Paint Brush



- 4. Computer Mouse



**V. Answer the following questions.**

- 1. What does a machine save?

Ans. \_\_\_\_\_  
\_\_\_\_\_

2. What is information?

Ans. \_\_\_\_\_  
\_\_\_\_\_

3. What is the use of a mouse pad?

Ans. \_\_\_\_\_  
\_\_\_\_\_

**VI. Answer in one word.**

1. Things made by man are called - \_\_\_\_\_
2. It looks like a television - \_\_\_\_\_
3. These are used to listen music - \_\_\_\_\_
4. It is used to erase our drawings - \_\_\_\_\_
5. This key is used to give space between two words - \_\_\_\_\_
6. This device helps to talk online - \_\_\_\_\_

**VII. Rearrange the jumbled words.**

1. C M O P U E T R 

--	--	--	--	--	--	--	--

2. K Y E B A R O D 

--	--	--	--	--	--	--	--

3. M O U E S 

--	--	--	--	--

4. O N M I O R T 

--	--	--	--	--	--	--

**VIII. Find the missing letters.**

1. E \_\_\_\_ ECT \_\_\_\_ ONIC

2. P \_\_\_\_ \_\_\_\_ NT

3. BR \_\_\_\_ SH

4. E \_\_\_\_ AS \_\_\_\_ R

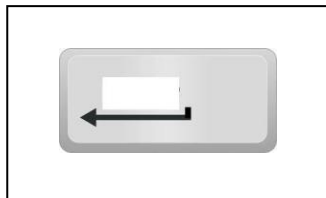
**IX. Identify the pictures and name them.**

1.




\_\_\_\_\_

2.



\_\_\_\_\_

3.



\_\_\_\_\_

4.



\_\_\_\_\_

5.



\_\_\_\_\_

**X. Label the diagram.**



**Helpbox -** monitor , keyboard , mouse , CPU , Mouse pad

**XI. Draw and colour**

**(a) Any tool of MS-Paint.**



**(b) Enter key**

